


Art Room

Last term in the Art Room we had a focus on Indigenous Art to incorporate NAIDOC Day and the Harmony Creek project.

Rooms 20 and 18 created some Swan River art after viewing a piece by Charmaine Cole.



We looked at various art works of rivers as well as aerial photos of the Swan River before beginning our own art . Room 18 and 20 used iPads to research Aboriginal x-ray art. Both classes enjoyed using scratch paper to complete their designs.








Rooms 1, 5 and 14 listened to the story of the Rainbow Serpent. The children used paint to create waterholes. Each child also created a waakarl which they decorated with paint and metallic sharpies.



Rooms 5 and 14 used mini canvases to create their own versions of art work from the Northern Territory which depicted flowers. Room 1 used a different piece of indigenous art to create their floral artwork.



Room 9 and 12 created symmetrical art using a variety of pieces of dowell for the dots. We viewed many indigenous art works with a symmetrical theme to gain inspiration. Both classes also used tints to create a background and used a template to add to their background.



All classes across the school created a stone for the Harmony Creek project. The children had a choice of Western Australia flower, mammal, bird, reptile, amphibian or indigenous symbols to paint on their rocks. We used amazing paint pens for our rocks. Here is a selection of rocks but come and visit the creek to see all rocks in place.

